




Part I

Name

Crack it On	15 points
Fences	20 points
Half Dominoes	30 points
Domino Hunt	30 points
End View	15 points
Mastermind	30 points
Battleships	20 points
Puzzle Mess	25 points
Paint it Black	60 points
Star Battle	10 points
Skyscrapers	15 points
Magic Square	30 points




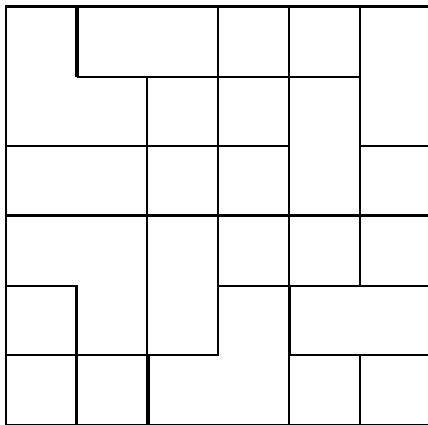
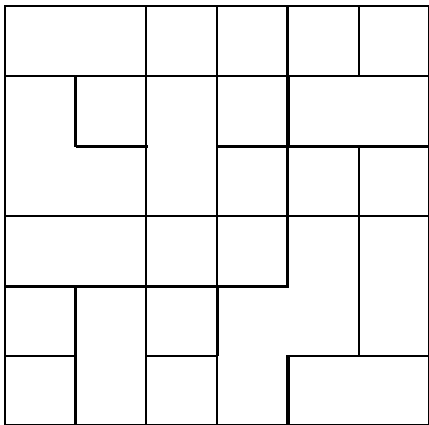
**Part
I**



1. Crack it On



15 points

Enter all the given words into the two grids in such a way that each area contains exactly one letter. The words should read across and down in every row and column of each grid.



- | | | | | | |
|-------|-------|-------|-------|-------|-------|
| AMELI | BUVEL | IKUAL | KIDLO | MARTA | ROFAE |
| ARTUI | DERIM | IUZAT | KUIDI | MATRI | RTUME |
| ATAIE | ERAIF | IZTAU | LADAE | MUAOP | TOUDU |
| AURAI | ERTUP | KAMAR | LEZIA | OIDIE | UKATO |
| AZERD | ETRIA | KARAZ | LIRIM | OUREL | UTOPA |
| BOKER | IAPEL | KAREI | LIZAE | RATAK | VUARO |

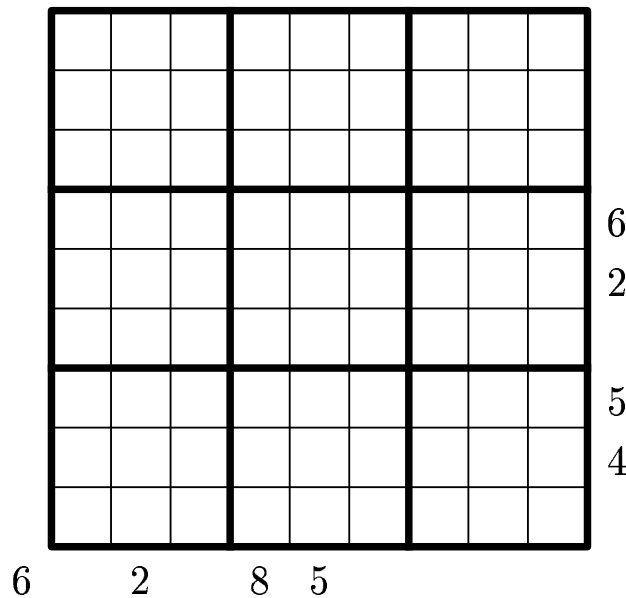
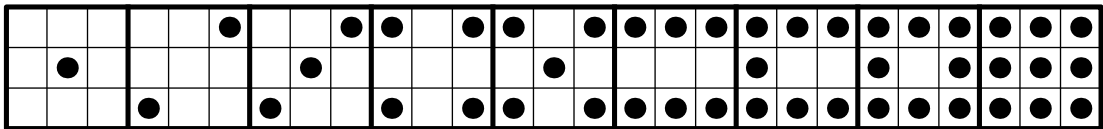
Part
I



3. Half Dominoes

30 points

Put the nine half dominoes into the puzzle grid in a way that the sum of the dots in the rows, columns and diagonals is equal to the clues outside the grid. The pieces may not be rotated or mirrored.



Part I

4. Domino Hunt



30 points

A complete domino set (28 dominos from 0-0 to 6-6) has been placed in the grid. The sides of the dominoes have been erased and the spots have been replaced by numbers. Draw the edges of the dominoes in the grid.

<u>0</u>		<u>4</u>		<u>3</u>		<u>2</u>		<u>0</u>		<u>3</u>		<u>6</u>		<u>4</u>
<u>0</u>		<u>5</u>		<u>2</u>		<u>5</u>		<u>5</u>		<u>4</u>		<u>6</u>		<u>4</u>
<u>0</u>		<u>1</u>		<u>2</u>		<u>5</u>		<u>1</u>		<u>3</u>		<u>3</u>		<u>3</u>
<u>4</u>		<u>3</u>		<u>0</u>		<u>2</u>		<u>0</u>		<u>4</u>		<u>0</u>		<u>5</u>
<u>5</u>		<u>2</u>		<u>4</u>		<u>4</u>		<u>2</u>		<u>3</u>		<u>6</u>		<u>1</u>
<u>6</u>		<u>0</u>		<u>1</u>		<u>1</u>		<u>6</u>		<u>1</u>		<u>6</u>		<u>3</u>
<u>6</u>		<u>2</u>		<u>5</u>		<u>1</u>		<u>2</u>		<u>1</u>		<u>6</u>		<u>5</u>

						6 6
					5 5	5 6
				4 4	4 5	4 6
			3 3	3 4	3 5	3 6
		2 2	2 3	2 4	2 5	2 6
	1 1	1 2	1 3	1 4	1 5	1 6
0 0	0 1	0 2	0 3	0 4	0 5	0 6

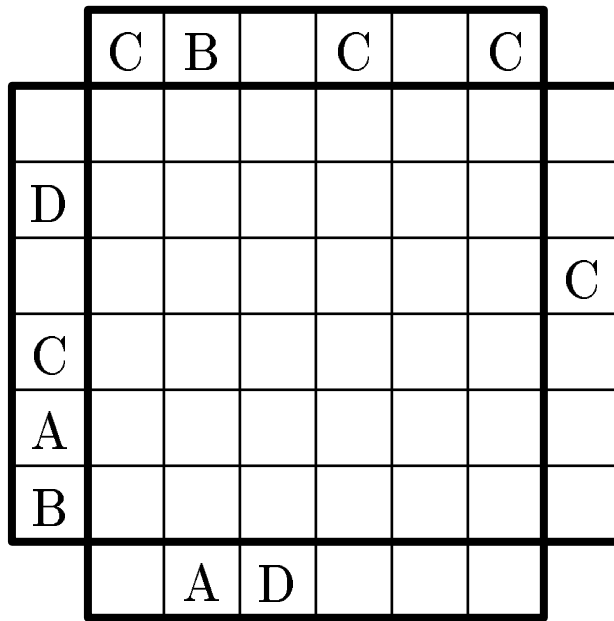
**Part
I**





5. End View

15 points

Fill in the letters *A*, *B*, *C*, and *D*, in the diagram. Each letter occurs once in each row and column. The letters outside the diagram indicate the first letter you come across from that direction.



**Part
I**



6. Mastermind

30 points

(5 points for the solution to one puzzle, 15 points for two puzzles)

Find out the correct configuration of digits. The number of black dots of a row shows the number of digits of that row that are in the correct position; the number of white dots shows how many other digits are correct, but in the wrong position. The same digit (0-9) can occur more than once.

17574 ●

90136 ○○○

58219 ●

12540 ●●○

30718 ●○○

64017 ●○○

21599 ●●○○

89356 ○○○

90534 ○○

93786 ○

01698 ●○



82761 ●○○

31320 ○○○

83549 ●●○

19465 ●●

**Part
I**

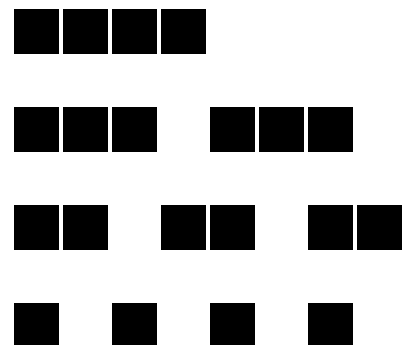


7. Battleships



20 points

The grid represents a part of the ocean in which a fleet of ten ships is hiding (one ship of length 4, two ships of length 3, three ships of length 2, four ships of length 1). The ships may be oriented horizontally or vertically, and no two ships can occupy adjacent cells, not even diagonally. The digits indicate the number of cells in the corresponding rows and columns that are occupied by parts of ships.

	2	0	3	1	3	2	4	0	1	4
2							≈			
3	≈		≈							
3										
1										
1			≈							
0										
4										
0										
1										
5	≈									≈



Part
I

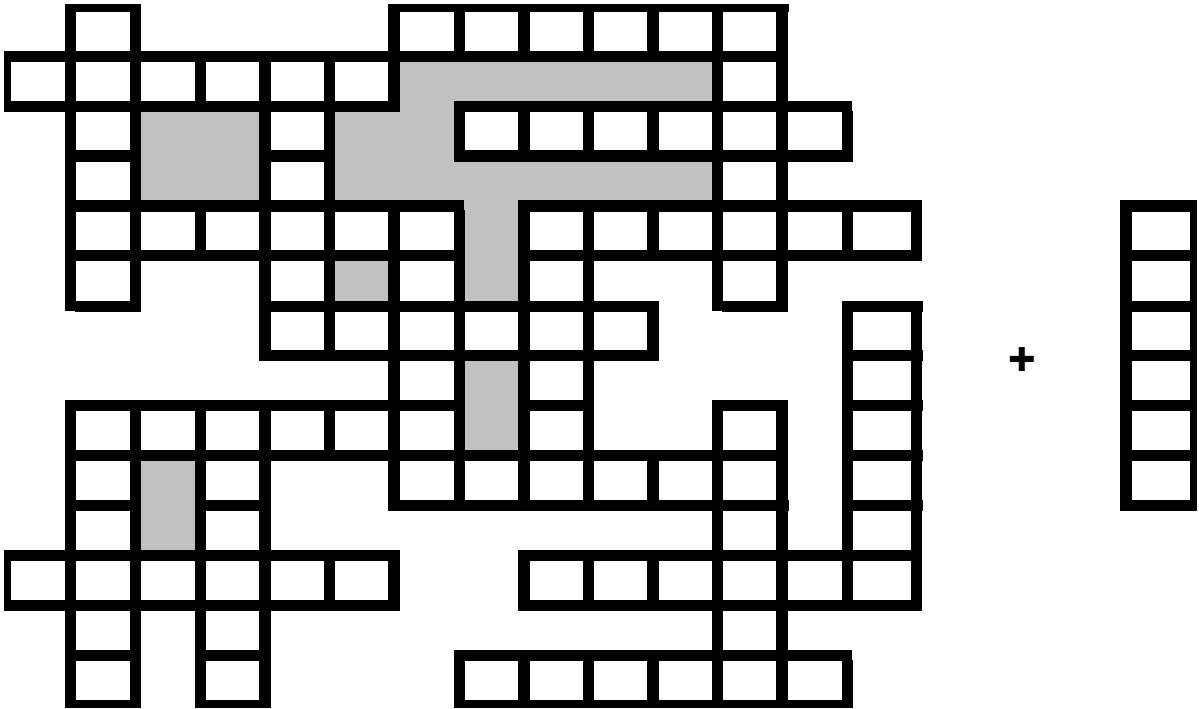


8. Puzzles Mess



25 points

Below is a list of 21 puzzles, some of them being shortened. Fit 20 of the words into the crisscross grid reading across and down. One will be left over. You must give the missing word *and* complete the grid in order to get credit for this puzzle.

- ARCHIP CRACKI FENCES MAGNET PAINTR ZIGZAG
- ARROWS DOMAIN HIROIM MINESW PENTOM
- BALANC DOMINO HONEYC MIRROR SKYSRC
- BATTLE EASYAS LIGHTH MUSEUM SPOKES




**Part
I**





10. Star Battle

10 points

Place two stars, the size of one square, in each column, each row, and each black-edged region of the grid. The stars do not touch each other, not even diagonally. The black squares do not contain a star.



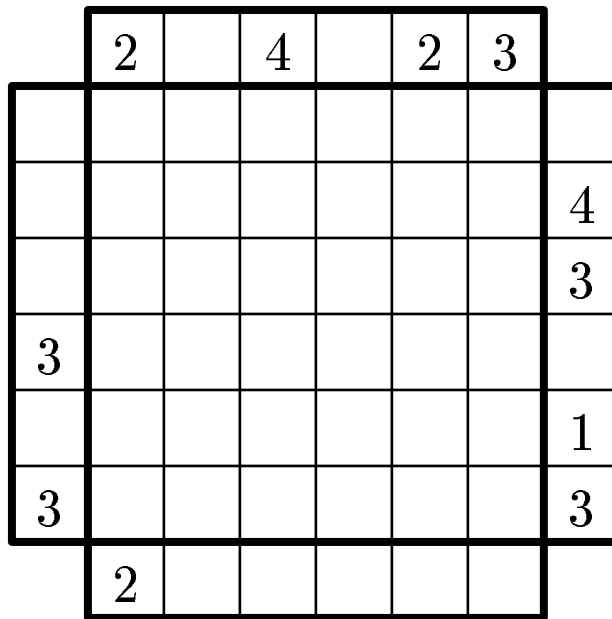
**Part
I**



11. Skyscrapers

15 points

The grid symbolizes a group of skyscrapers. Each row and column contains skyscrapers of different heights (1-6). The numbers outside the grid indicate how many skyscrapers are visible from that direction (a building located behind a taller one in the same row is completely hidden).



**Part
I**

12. Magic Squares

30 points

Fill digits 1-9 into the grid in such a way that every digit appears once in each row, each column, and each black-edged region.

		6	2					
3								6
							5	
	2			6	4		9	
7							6	
						7		2
							4	
						1		
1	3		7					